

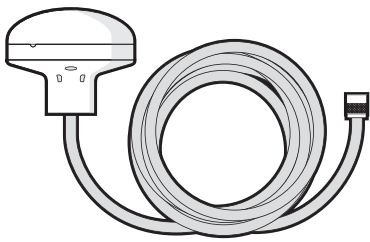
GNSS Antenna

INSTALLATION GUIDE




For full instructions on how to install and use your AIS Transceiver please refer to the product manual.

What's in the box?

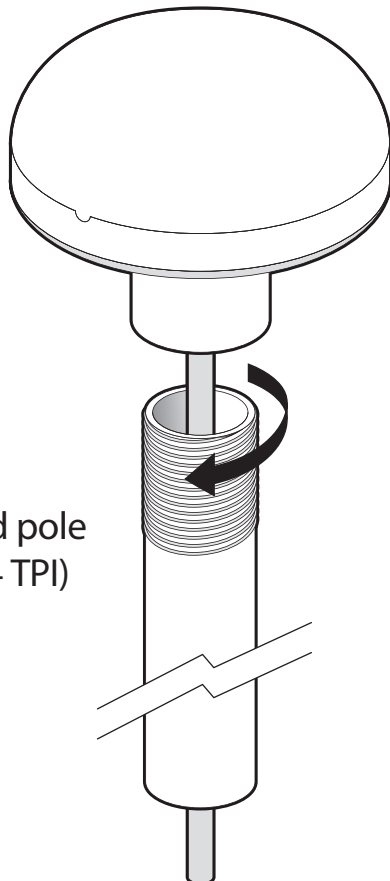


GNSS antenna and cable



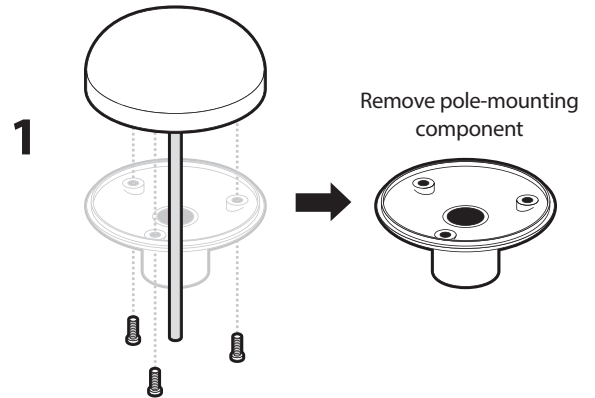
Surface mounting kit

Pole mounting



Threaded pole
(1" dia 14 TPI)

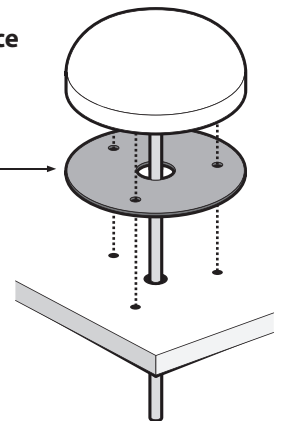
Surface mounting



Antenna through surface

2a

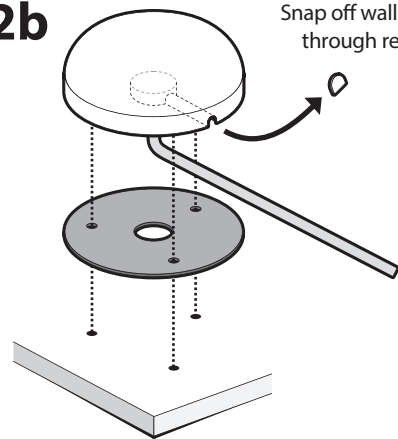
Adhesive foam gasket
(Carefully remove the four pre-cut sections)



Antenna on surface

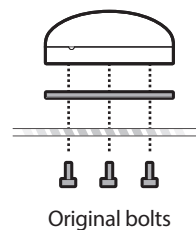
2b

Snap off wall to allow routing through recessed tunnel

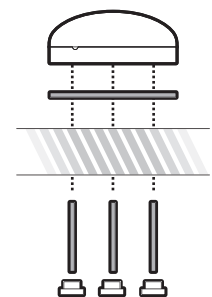


3

Secure with fixings,
depending on surface depth



Original bolts



Supplied fixings
and threaded rods